



MOBILIZE the
IMMIGRANT

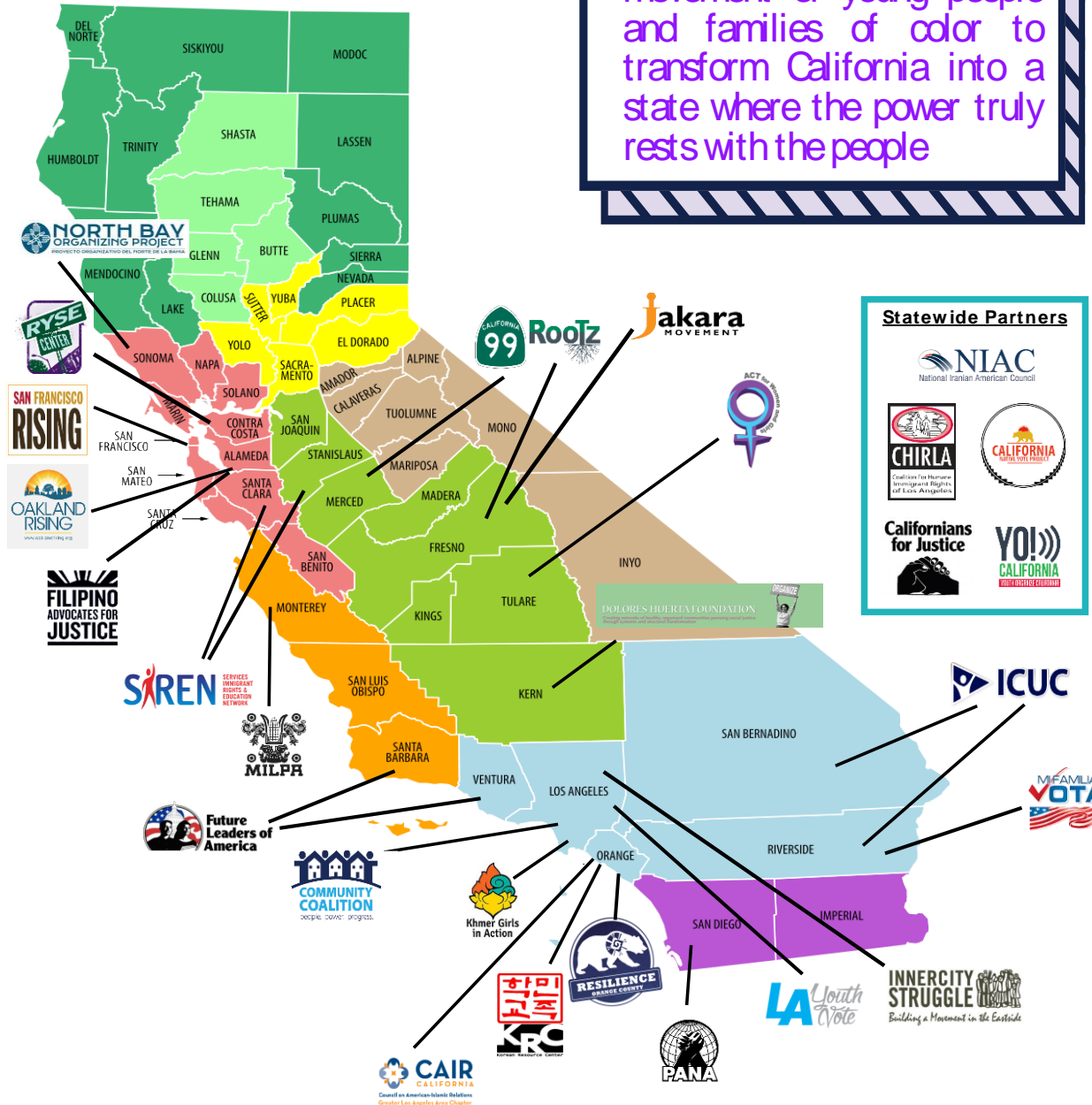


YOUTH POWER: FROM THE STREETS TO THE POLLS



THE CALIFORNIA STORY

To build an intergenerational movement of young people and families of color to transform California into a state where the power truly rests with the people



MOBILIZE the
IMMIGRANT **VOTE**



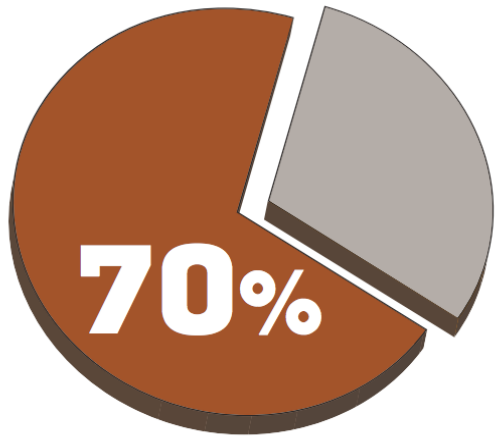
- Cultivate a leadership pipeline for youth of color to develop the next generation of CE leaders and organizers who can lead integrated voter engagement activities across California
- Build infrastructure and capacity for intergenerational and youth organizing groups to conduct targeted civic engagement programs to register and mobilize over 100,000 young voters
- Develop and lead a cultural and narrative change strategy to guarantee and expand voting rights and participation in decision-making structures for all Californians

VOTE
OUR POWER.
OUR GENERATION.



- AN ONSLAUGHT OF RACIST, ANTI-IMMIGRANT & ANTI-YOUTH PROPOSITIONS PRODUCED A GENERATION OF YOUNG ACTIVISTS OF COLOR
- YOUTH ORGANIZING GROUPS WON MAJOR LOCAL VICTORIES ADVANCING EDUCATIONAL JUSTICE, JUVENILE JUSTICE REFORM, GENDER JUSTICE & ENVIRONMENTAL JUSTICE
- YOUTH ORGANIZING SERVES AS A CATALYST TO DREAMER MOVEMENT AND STATEWIDE FIGHTS TO DISMANTLE SCHOOL TO PRISON PIPELINE

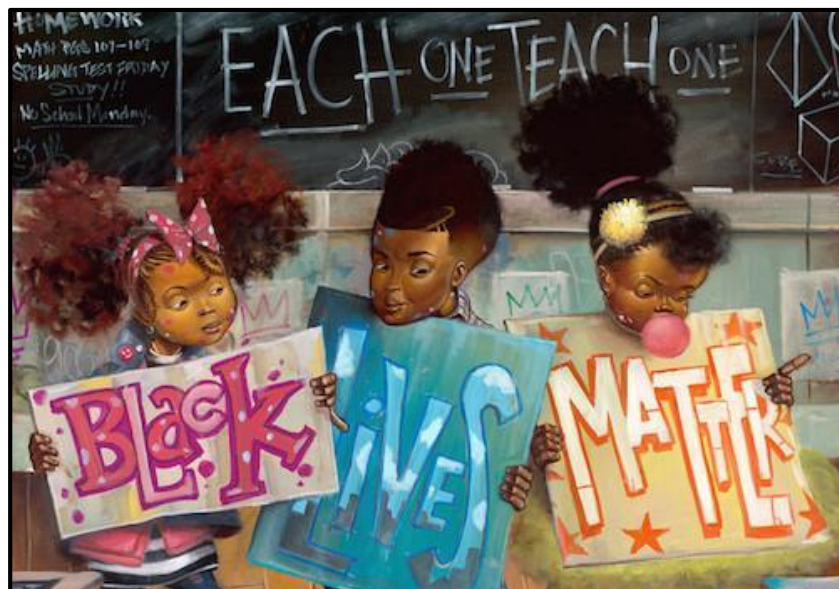
HISTORICAL CONTEXT



70% of all Californians under the age of 25 are of color.

U.S. Census Bureau, 2010

1 in 2 CHILDREN
HAVE AN IMMIGRANT PARENT



CA: 5th Largest Black Population in US
Over 900,000 Black youth under the age of 25

Across seven Central Valley and Coastal counties, **MORE THAN TWO IN THREE** people under age 25 are Latinx.

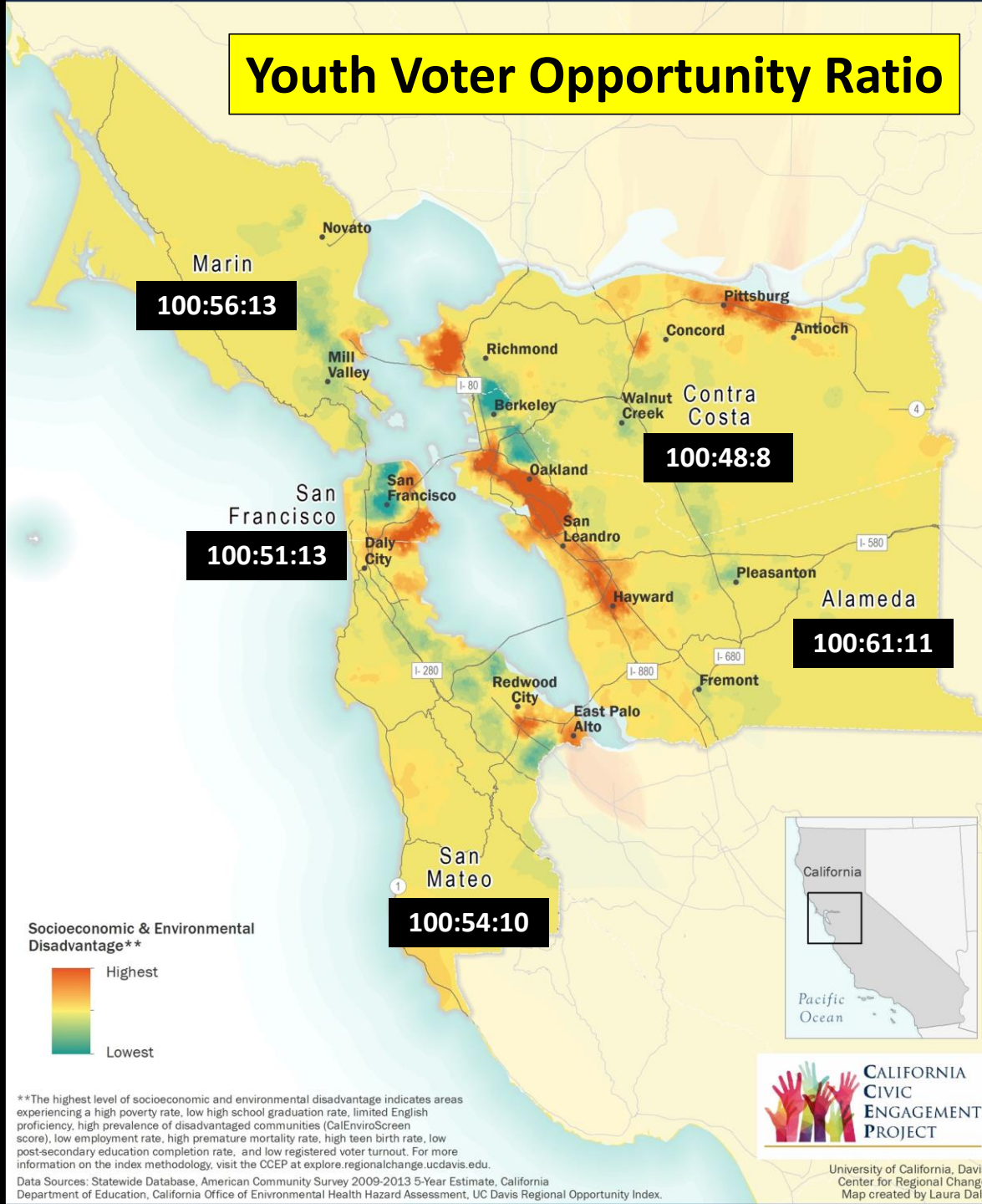


95% of CA Latinx youth were born in the US



4 Million Potential Young Voters in CA

Youth Voter Opportunity Ratio



**The highest level of socioeconomic and environmental disadvantage indicates areas experiencing a high poverty rate, low high school graduation rate, limited English proficiency, high prevalence of disadvantaged communities (CalEnviroScreen score), low employment rate, high premature mortality rate, high teen birth rate, low post-secondary education completion rate, and low registered voter turnout. For more information on the index methodology, visit the CCEP at explore.regionalchange.ucdavis.edu.

Data Sources: Statewide Database, American Community Survey 2009-2013 5-Year Estimate, California Department of Education, California Office of Environmental Health Hazard Assessment, UC Davis Regional Opportunity Index.

University of California, Davis
Center for Regional Change
Map created by Laura Daly

Likelihood of Voting in the 2016 General Election First Time Young Voters in YVote Communities

